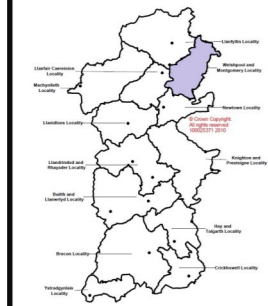



# Review of Older People day time activities, Business Intelligence Insight: Welshpool and Montgomery

## The Community



- The current population is 18,401<sup>\*1</sup> and the average age of people in the locality is 45 years (Powys average 45). Females make up 50% of the population of the area, and males 50%
- 24.6% of the population are over 65 (Powys average is 25.3%), whilst people over 85 make up 3.5% of the population (Powys average is 3.4%). Overall the population is expected to increase by 0.9% by 2036 (from 18,490 in 2013 to 18,654; Powys average is 1.4% increase)<sup>\*2</sup>. In contrast, the over 85 population is expected to rise more steeply, with the population moving by 165% from 603 to 1,599 over the same period.
- Based on Dementia prevalence trends for Powys<sup>\*3</sup> and population distributions, it is estimated that there are around 331 people with dementia in this locality and that this will rise to 384 and then 610 by 2020 and 2035 respectively
- 9.3% (851 people) of working residents are employed in Care/Leisure industry lower than Powys average 8% 500 per locality)<sup>\*4</sup>.

Lower than average travel time to an NHS Dentist (37 minutes, Powys Average 55 minutes) and GP surgery (33 minutes, Powys Average 50 minutes)<sup>\*5</sup>.



- 22% of residents in this locality feel satisfied with care for older people/the elderly (average for all Powys Localities = 28%)<sup>\*6</sup>
- 69% of residents feel satisfied that this locality is a place where people look out for and support each other (average for all Powys Localities = 81%)<sup>\*6</sup>
- 83% of residents in this locality say that they or a family member participate (either regularly or sometimes) in local community events and activities (average for all Powys Localities = 84%)<sup>\*6</sup>

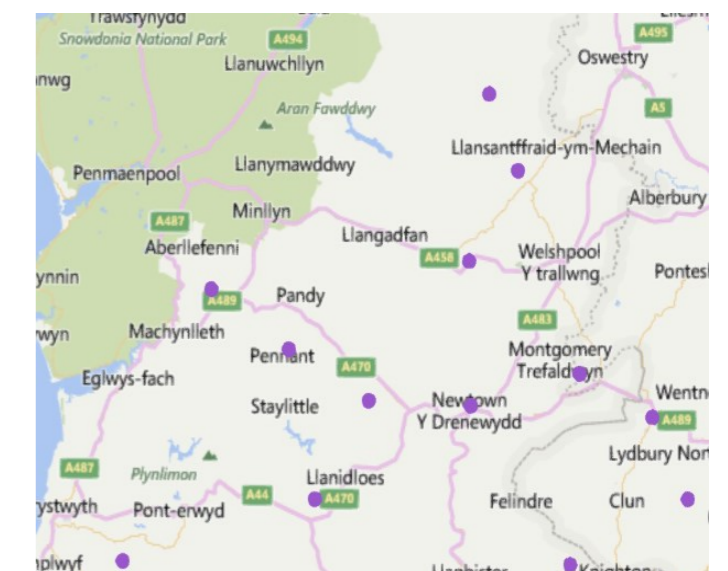
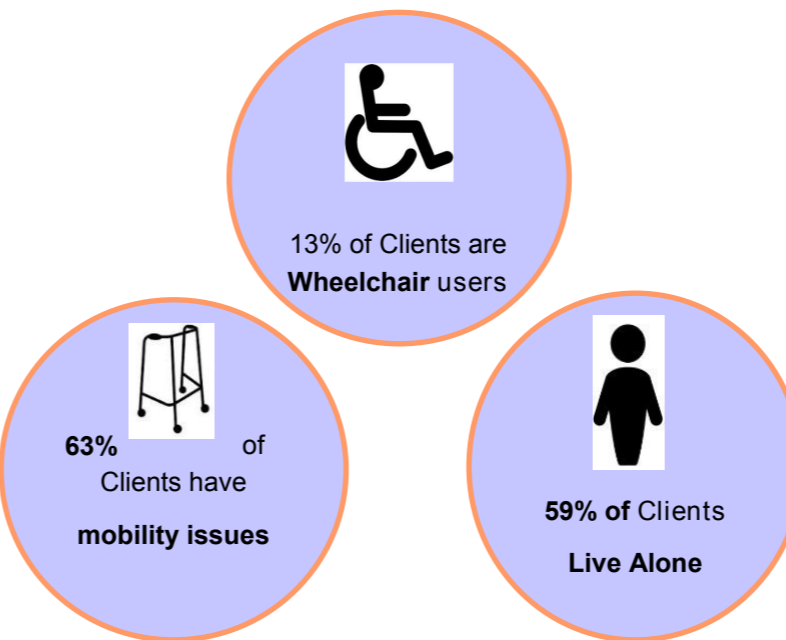

References	
1. 2014 Mid Year Population Estimates, ONS	5. Welsh Index of Multiple Deprivation, 2011. PCC Research & information Unit Report R/WIMD11/0212
2. 2011 based population projections for Local Authorities in Wales, Welsh Government, 2013	6 Powys County Council Residents Satisfaction Survey, 2015
3. www.daffodilcymru.org.uk	
4. Annual Survey of Hours and Earnings (ASHE), ONS, 2011	

## Day Care Clients

- Westwood Day Centre is located within Welshpool
- In 2015, 46 clients were on the register
- 70% of clients are female
- Clients have an average age of 82 years



## How do Clients Travel to PCC Day Centres?



- Libraries
- Care Homes
- Museums
- Hospitals
- Sport Centres
- Youth & Community Centres

